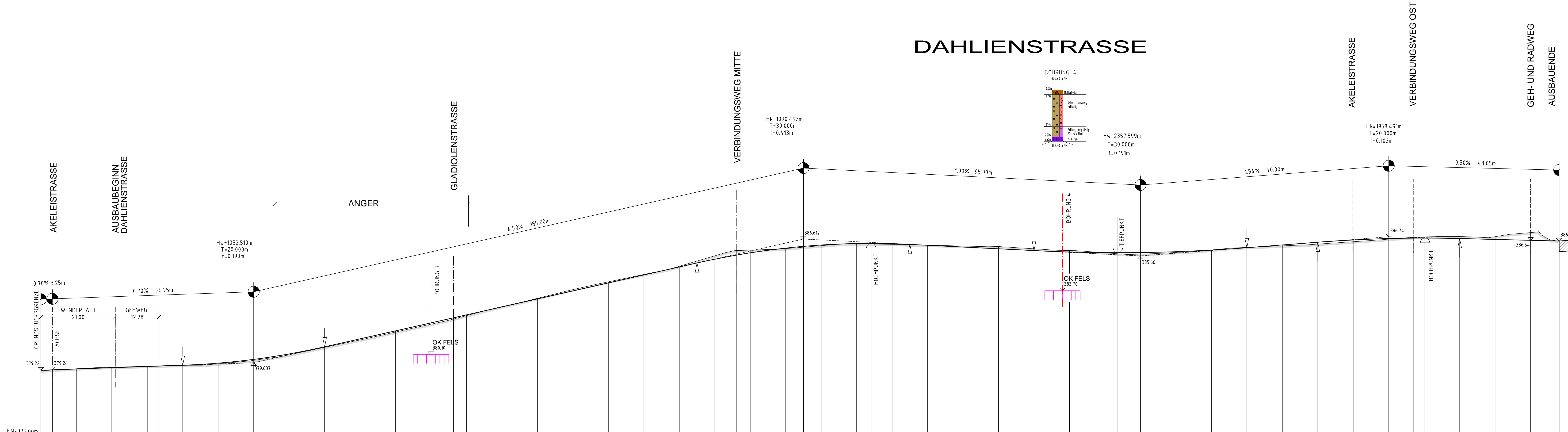
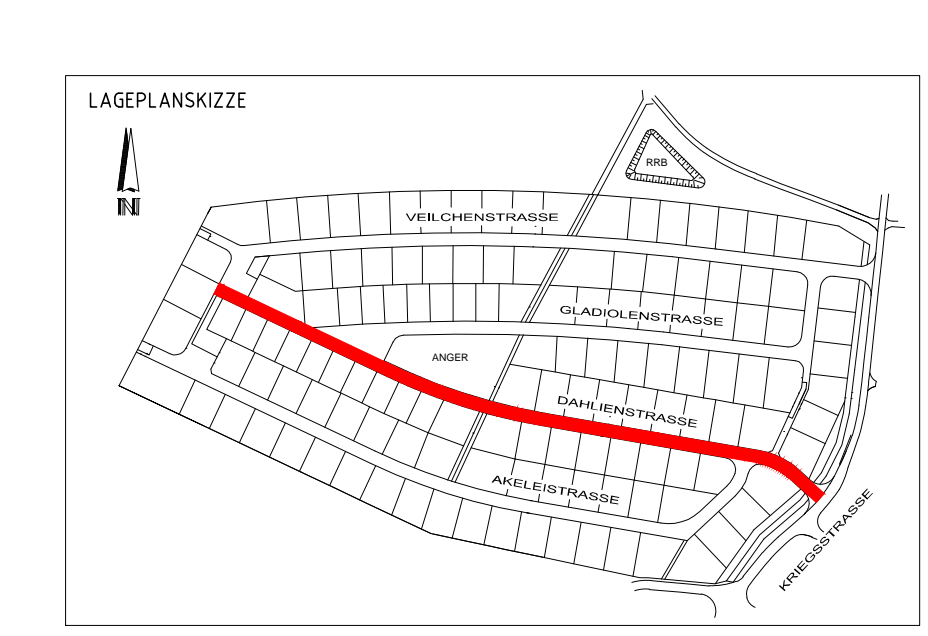
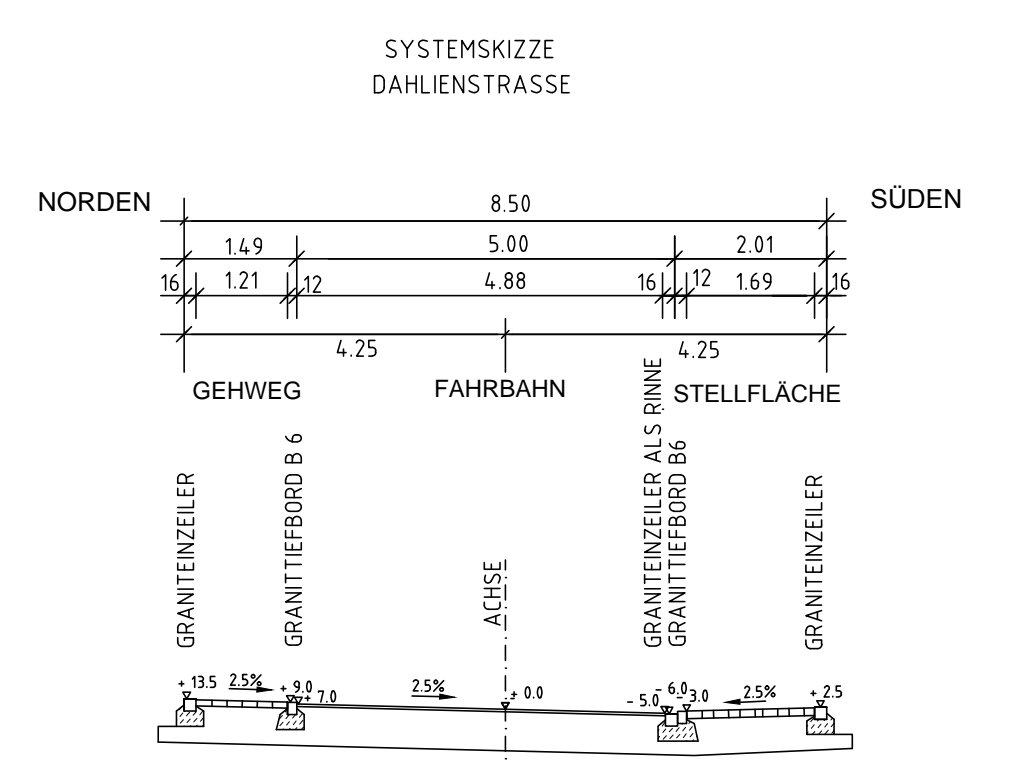
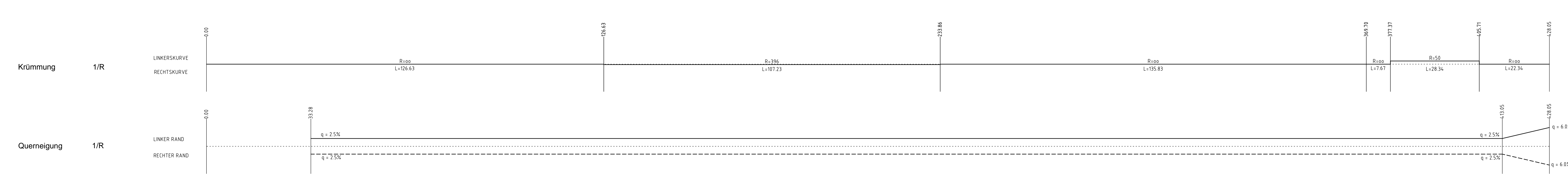


DAHLIENSTRASSE



| Station | m |
|---------|--------|
| 0.00 | 379.22 |
| 0.01 | 379.24 |
| 0.02 | 379.26 |
| 0.03 | 379.28 |
| 0.04 | 379.30 |
| 0.05 | 379.32 |
| 0.06 | 379.34 |
| 0.07 | 379.36 |
| 0.08 | 379.38 |
| 0.09 | 379.40 |
| 0.10 | 379.42 |
| 0.11 | 379.44 |
| 0.12 | 379.46 |
| 0.13 | 379.48 |
| 0.14 | 379.50 |
| 0.15 | 379.52 |
| 0.16 | 379.54 |
| 0.17 | 379.56 |
| 0.18 | 379.58 |
| 0.19 | 379.60 |
| 0.20 | 379.62 |
| 0.21 | 379.64 |
| 0.22 | 379.66 |
| 0.23 | 379.68 |
| 0.24 | 379.70 |
| 0.25 | 379.72 |
| 0.26 | 379.74 |
| 0.27 | 379.76 |
| 0.28 | 379.78 |
| 0.29 | 379.80 |
| 0.30 | 379.82 |
| 0.31 | 379.84 |
| 0.32 | 379.86 |
| 0.33 | 379.88 |
| 0.34 | 379.90 |
| 0.35 | 379.92 |
| 0.36 | 379.94 |
| 0.37 | 379.96 |
| 0.38 | 379.98 |
| 0.39 | 380.00 |
| 0.40 | 380.02 |
| 0.41 | 380.04 |
| 0.42 | 380.06 |
| 0.43 | 380.08 |
| 0.44 | 380.10 |
| 0.45 | 380.12 |
| 0.46 | 380.14 |
| 0.47 | 380.16 |
| 0.48 | 380.18 |
| 0.49 | 380.20 |
| 0.50 | 380.22 |
| 0.51 | 380.24 |
| 0.52 | 380.26 |
| 0.53 | 380.28 |
| 0.54 | 380.30 |
| 0.55 | 380.32 |
| 0.56 | 380.34 |
| 0.57 | 380.36 |
| 0.58 | 380.38 |
| 0.59 | 380.40 |
| 0.60 | 380.42 |
| 0.61 | 380.44 |
| 0.62 | 380.46 |
| 0.63 | 380.48 |
| 0.64 | 380.50 |
| 0.65 | 380.52 |
| 0.66 | 380.54 |
| 0.67 | 380.56 |
| 0.68 | 380.58 |
| 0.69 | 380.60 |
| 0.70 | 380.62 |
| 0.71 | 380.64 |
| 0.72 | 380.66 |
| 0.73 | 380.68 |
| 0.74 | 380.70 |
| 0.75 | 380.72 |
| 0.76 | 380.74 |
| 0.77 | 380.76 |
| 0.78 | 380.78 |
| 0.79 | 380.80 |
| 0.80 | 380.82 |
| 0.81 | 380.84 |
| 0.82 | 380.86 |
| 0.83 | 380.88 |
| 0.84 | 380.90 |
| 0.85 | 380.92 |
| 0.86 | 380.94 |
| 0.87 | 380.96 |
| 0.88 | 380.98 |
| 0.89 | 381.00 |
| 0.90 | 381.02 |
| 0.91 | 381.04 |
| 0.92 | 381.06 |
| 0.93 | 381.08 |
| 0.94 | 381.10 |
| 0.95 | 381.12 |
| 0.96 | 381.14 |
| 0.97 | 381.16 |
| 0.98 | 381.18 |
| 0.99 | 381.20 |
| 1.00 | 381.22 |



GEMEINDE GROSSMEHRING

ERSCHLIESSUNG BAUGEBIET "GROSSMEHRING NORD-WEST"

HÖHENPLAN DAHLIENSTRASSE

ENTWURFS- UND AUSFÜHRUNGSPLANUNG

Datum : 12.12.2012
 Bearbeiter : Raif
 Gezeichnet : Meier
 Geprüft :
 Projekt-Nr. : 8722
 Blatt-Nr. : 21
 Anlage-Nr. : 12.3
 Blattgröße : 132x 65cm = 8649
 Entwurf-Nr. :
 Ingabedat. den 12. Dezember 2012

MuSt-Nr. : 1:500/100

T+P INGENIEUR
 GROSSMEHRING
 Tel. 0417 23 22